



Grade 1 Weekly Plan

Feb 4-8

SPECIAL ANNOUNCEMENTS

Online Resources:



Seesaw: <https://web.seesaw.me/>



<https://www.kidsa-z.com/main/Login/teacherUsername/>



<https://ca.ixl.com/signin/hayatuni>



www.education.com/games/play (optional)



<https://wow.boomlearning.com/> (optional)






















Assessments

View Resource section to identify the skills that will be on the assessments
All assessments will be on Thursday unless otherwise noted.

Thursday, Feb 8th– Math assessment

Upcoming: School Wide Write Exam “How to” writing

Subject	Learning Objective	Resources
<p>Phonics</p>	<p>The students will view and practice sound cards. Assessments will be over any sounds learned. Please view below.</p> <p>Please click on the Sound Card Video and practice with your child daily for the length of the video (6 minutes)</p> <p>Jolly Phonics Book 2 Review all basic alphabet sounds plus: y as /ee/ & short vowels (example: happy, daisy), Short vowels, /ck/ & double letters Long vowels and magic e,</p> <p>Current: Feb 4- ay/oy, ea as ee, b,d</p> <p>Upcoming: y and igh as ie, ow as oa and ou</p>	<p>Sound Card Video</p> <p>Jolly Phonics Book 1</p> <p>Jolly Phonics book 2 (current)</p> <p>February Jolly Phonics Pacing Calendar</p> <p>NEW!!!! Florida Educational Resources</p>
<p>Reading</p>	<p>Teachers will be focused on completing beginning of year assessments</p> <p>Read Aloud Options Teacher's choice Focus on starting guided reading groups</p> <p>Continue Reading Strategy Animals</p> <p>Continue comprehension and retell practice</p> <p>Vocabulary: "Good Readers", concepts of</p>	<p>New! RazKids Decodable</p> <p>NEW!!!! Sight word Slides</p> <p>Reading Strategies Animals</p> <p>Characters & Setting</p>

	<p>print, front cover, back cover, spine, words, spaces, sentences</p> <p><u>Sight words List 4A</u></p>	<p>Problem & Solution</p> <p>Sight words List 4A &4B</p>										
Writing	<p>Students will learn procedural / “How to” writing</p> <p>Ongoing: 5 Star Writing</p> <p>5 Star Writing</p> <table border="1"> <tr> <td></td> <td>Capital letter to start my sentence. → I see a dog.</td> </tr> <tr> <td></td> <td>Punctuation to end my sentence. Where is the dog? →</td> </tr> <tr> <td></td> <td>Use finger spaces. The dog is brown.</td> </tr> <tr> <td></td> <td>Use neat handwriting & phonemic spelling. Kk </td> </tr> <tr> <td></td> <td>My sentence makes sense. </td> </tr> </table>		Capital letter to start my sentence. → I see a dog.		Punctuation to end my sentence. Where is the dog? →		Use finger spaces. The dog is brown.		Use neat handwriting & phonemic spelling. Kk 		My sentence makes sense. 	<p>Grammar Book</p> <p>Nouns Video</p> <p>Verbs Video</p> <p>Adjectives</p> <p>The Sentence Song</p>
	Capital letter to start my sentence. → I see a dog.											
	Punctuation to end my sentence. Where is the dog? →											
	Use finger spaces. The dog is brown.											
	Use neat handwriting & phonemic spelling. Kk 											
	My sentence makes sense. 											
Math	<p>Students will add within 10 using number lines, doubles facts, and word problems.</p> <p>Vocabulary words: Friends of 10, Number ID, Counting, ones, tens, patterns, counting on, counting backwards, “how many?”, more, less, place value, tens, ones</p> <p>Number sense: Identifying, writing & counting numbers within 20, writing number names to 20. Learning place value. Groups of ten.</p>	<ul style="list-style-type: none"> • Counting to 100 • Numbers in the teens • Friends of 10 • Counting Backwards from 20 • Patterns Video • Jump math Book 1.1 										
Socials/ Science	<p>The students will learn about States of Matter.</p> <p>What is a Solid? Video</p> <p>What is Liquid?</p> <p>What is a gas?</p> <p>Ongoing- planting a garden at HUBS</p>	<p>Hayat High 5 Theme:</p> <p>Be Safe</p> <p>Be Safe Video</p>										